



**BEVERAGE-AIR**

(800) 343-6890

srscooks.com

THE  
**SEATTLE  
RESTAURANT  
S ♦ T ♦ O ♦ R ♦ E**

## MT MARKETEER™ MERCHANDISERS

MT49 Black Hinged Door Model  
Hydrocarbon Series

**MODELS:  
MT49-1B**



**MT49-1B**

**3 Year Parts/Labor Warranty  
Additional 2 Year Compressor Warranty**

### CABINET CONSTRUCTION

- Standard cabinet exterior finish is heavy duty steel with a black baked on durable coating
- Heavy duty interior construction includes white coated steel
- Electronic temperature control
- Modern one piece grill
- Double pane lowE argon filled glass doors feature outside pane that is tempered for added safety
- Door locks standard
- Self-closing hinged glass door features, pocket door handle
- LED lighting
- Whisper quiet refrigeration system
- Five (5) epoxy coated shelves per section
- 2" Leveling feet

### OPTIONS & ACCESSORIES

- Extra shelves & clips
- 3" Casters
- Visislide shelving kit
- Reversible door hinge kit

### REFRIGERATION SYSTEM

- Refrigeration system uses R290 refrigerant to comply with all environmental standards
- Condenser is designed to be low maintenance, and energy efficient.
- Automatic, non-electric evaporator
- Epoxy coated evaporator coil

MT49™ Merchandiser: Hinged Door Model



3779 Champion Blvd., Winston-Salem, NC 27105  
1-888-845-9800 Fax: 1-336-245-6453  
Beverage-Air.com sales@bevair.com



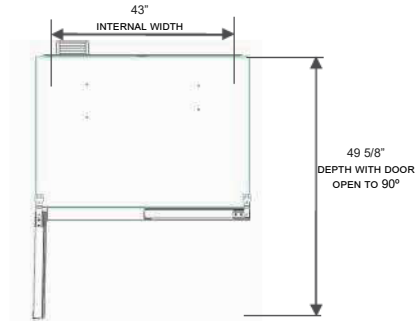
# BEVERAGE-AIR

MODEL	MT49-1B
<b>EXTERNAL DIMENSIONAL DATA</b>	
Width Overall	47 1/8"
Depth Overall	30 1/8"
Height Overall	79"
Number of Doors	2
Depth with Door Open 90 °	49 5/8"
Clear Door Openings (in)	19 3/8" x 60 7/16" (2)
Shelf Area (Sq. in)	416 11/32"
<b>INTERNAL DIMENSIONAL DATA</b>	
NET Capacity (cubic ft.)	30.55
Capacity 20 oz	490
Internal Width Overall (in)	43"
Internal Depth Overall (in)	23 1/4"
Internal Height Overall (in)	60 1/2"
Internal Height Useable (in)	54 13/16"
Number of Shelves	10
<b>ELECTRICAL DATA</b>	
Full Load Amperes 115/60/1	8.3
<b>REFRIGERATION DATA</b>	
Horsepower	1/2
Capacity (BTU/Hr)*	3615
<b>WEIGHT DATA</b>	
Gross Weight (Crated lbs)	441.80 lbs
Height - Crated	84 1/4"
Width - Crated	50 1/8"
Depth - Crated	34"

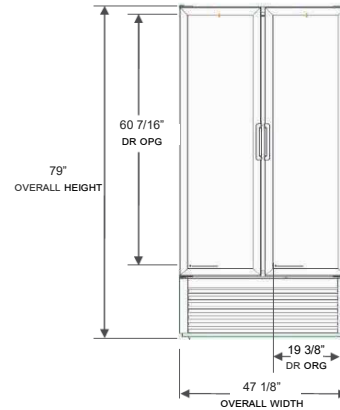
## Glass Hinged Door Model

Models: MT49-1B

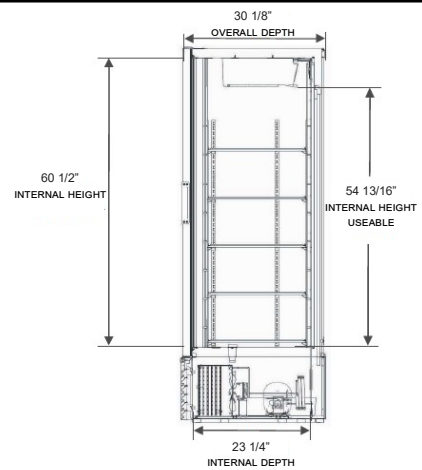
### Model Views



### Plan View



### Elevation View



### Side View

## ELECTRICAL CONNECTION



115/60/1  
NEMA-5-15P

Units pre-wired at factory and include 8' long cord and plug set.



an Ali Group Company



The Spirit of Excellence

3779 Champion Blvd., Winston-Salem, NC 27105  
1-888-845-9800 Fax: 1-336-245-6453  
Beverage-Air.com sales@bevair.com